

Home away from home

Design Entry Template

American Standard



Design Entry Template Guidelines

You will find the following slides in this Submission Template with specific titles and requirements for your submission as indicated below. Total number of your submission should not exceed 14 slides, beginning with (Slide 1: Project Name) and ends with (Slide 14: Appendix).

SLIDE 1:
Project Name

Input a concept title that reflects your idea.

SLIDE 2:
Design Concept

Describe your concept in a nutshell, keep it within 150 words.

SLIDE 3:
Design: Floorplan and Elevations

Organize your drawings to tell your story.

SLIDES 4-10:
Design: Visuals

Present your concept with your renderings.

- Slide 4: Overview
- Slide 5: Full Bathroom
- Slide 6: Shower Area
- Slide 7: Toilet Area
- Slide 8: Basin Area

SLIDE 11-12:
Specifications: Colors, Materials and Finishes

SLIDE 13:
American Standard Products Specified
List down the products that are used in your design.

SLIDE 14:
Appendix
Elaborate your design story.



as:da

american
standard
design
award

asia
pacific
2024

**Home Away From Home
(The Reminder)
Participant ID: ASDA24-23055**

American Standard



Design Concept Summary

THE REMINDER

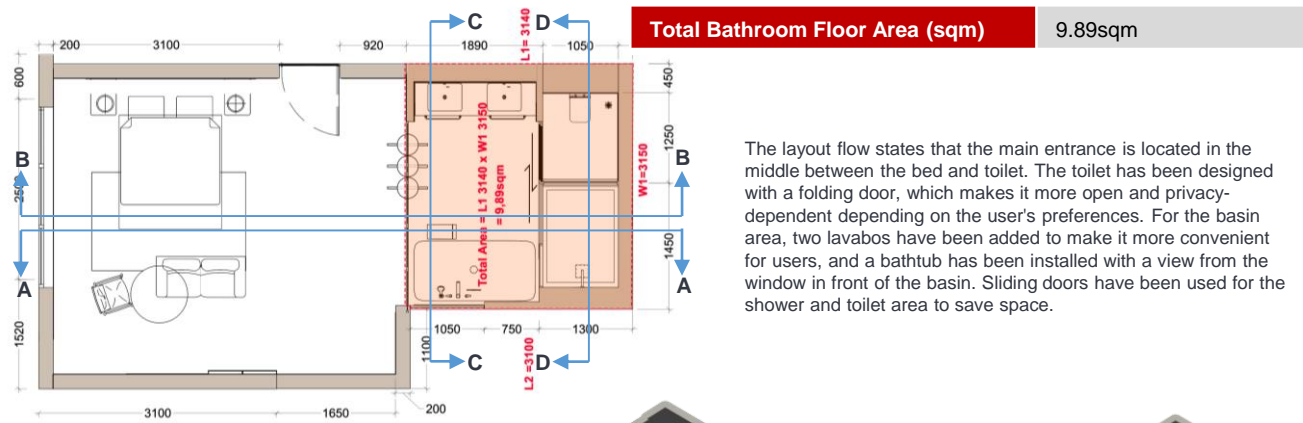


All the places we have visited in the past remind us of our present, whether they evoke good or bad memories. As a designer and a user, I prioritize my own experiences when creating new designs for my users. My goal is to develop designs that are based on my personal experiences to ensure that my users do not have to face the same difficulties I have encountered. If I come across something that works well, I incorporate it into my design. These thoughts have been on my mind while participating in this competition, as I want my design to serve as a reminder for users to enjoy and experience what they expect. I am striving to create a toilet that is comfortable, clean, functional, flexible, and entertaining. I hope that all guests who use this stationery from American Standard will have a fantastic experience and share it with their loved ones once they return home.



Design: Floor Plan and Elevations

This layout design showcases five 5-star hotels located in Phnom Penh, each with its unique luxury room design inspired by Japanese style. The primary focus of the design is the use of wood-like materials to create a warm and classic ambiance.



The layout flow states that the main entrance is located in the middle between the bed and toilet. The toilet has been designed with a folding door, which makes it more open and privacy-dependent depending on the user's preferences. For the basin area, two lavabos have been added to make it more convenient for users, and a bathtub has been installed with a view from the window in front of the basin. Sliding doors have been used for the shower and toilet area to save space.



View A-A



View C-C



View B-B



View D-D



Full view



Door Closed



Door Open



In here, each view displays different angles of the complete design. Views A and B illustrate the connection points, while views C and D display the areas of the toilet and shower, basin, and bathtub.

Design Visuals: Overview

For this page that showing about overview of my design so I rather to chose both of this closer images to impress in my design. This toilet is design with the accessories that would you can every hotel had but I chose the Stationary ware instead of accessories because the stationary ware of toilet is much more important to make your design become a comfortable and useful. In this Design I rather use product from American Standard because it really suit in my design.



Design Visuals: Full Bathroom

For this page that shows an overview of my design, I would rather choose both of these closer images to impress in my design. This toilet is designed with the accessories that every hotel would have, but I chose the stationary ware instead of the accessories because the stationary ware of the toilet is much more important to make your design comfortable and useful. In this design, I would rather use a product from American Standard because it really suits my design.



Design Visuals: Shower Area

The shower area is a wet area. So what I can do is do the drop slap to avoid the water coming out of the bathtub area. You can see the wall partition is more functional because it is more flexible. It can swing and move a side to make space bigger. For the bathtub area, I have windows that could give a nice view to the users. In this design, I try to do a more friendly design, as a hotel should do.



Design Visuals: Toilet Area

Toilet Area: the design is focused on the non-disabled user. So what I should do is try to make it easy and try to get the more clean design with wood look-alike finishing. I go with the color fitting from American Standard the sunrise tone.




For the tissue holder, I decided to put it on the right side with spray to make it easy for users. I don't know if the user is an Asia or a European so I put both of them.



Design Visuals: Basin Area

The Basin Area is the most beautiful in toilet design so it could be nice if we think and truly care about the user. The wall mount light supports the light to the mirror and makes it look lighter. The full height of the mirror is not enough for users to use closer so I added one more wall-mount mirror to easy for the user to do their stuff. The towel holder works as a holder and for pulling out the cabinet. Below the basin top have a wall mount shelf to put some towels for accessories.



as:da
american
standard
design
award

asia
pacific
2024



**Design
Visuals:**
Optional
Images/
Information



Design Visuals: Optional Images/ Information

These images are optional to explain what I missing.


View 1: show the entrance of the toilet by opening the wall partition.

View2: There showing about closed partition.



Specifications: Colors, Materials and Finishes

This design I focus on a warm tone for my design because I want my users to get more warmer feeling while they stay away from home. This tone shows a more powerful and peaceful place such as a luxury and fancy life style.



Dark Neutral
#24170F

Umber
#603E25

Bold Acent
#C09E79

Light Neutral
#D3CFC6

Toilet Decoration at basin Area

satin brass metal


Wyoming Maple
size: 1200x 2440mm


solid surface on top


Grey Floor tile finishing


Stone and marble effect tiles,
travertine, beige, 60x120


American Standard Products Specified


- 


1 Acacia Evolution Wall Mount Basin Mixer
Model No.: FFAS1304-1T2500BT0; A-1304-120
- 


2 Acacia Supasleek Vessel 420mm
Model No.: CCASF411-1000410F0;
WP-F411-WT
- 


3 Acacia Evolution 1.7m Floor Standing Tub W/O Faucet Holes
Model No.: B67190-6DACTNH; TI-BTAS6719-032ASX
- 

4 Signature 3/4.5L Wall Hung Toilet With Round plate
Model No.: CCAS3140-60ZZ-0; 3116VR-WT-0
- 

5 DuoStix Hygiene Spray
Chrome/ Glossy White
- 

6 Acacia Evolution Tissue Holder
Model No.: F51387-CHADY55;
- 

7 Brass Floor Drain 10x10cm W/Flap
Model No.: F78204-CHADY; A-8204-N
- 

8 Acacia Evolution Deck Mount Bath & Shower Mixer With Shower Kit
Model No.: FFAS1300-6T1500BT0; A-1300-700
- 

9 Easynet Exposed Shower Auto Temperature Mixer With Integrated Rain shower Kit
Model No.: FFAS4955-701500BT0;
FFAS4955-701500BT0



American
Standard
Products
Specified

Link for VDO : <https://drive.google.com/drive/folders/1LKkBQYrM4Fca0FQPDhoNH9hLyvq0kFq5>

Appendix

Design Story – Limit to 150 words per answer.

- What is the inspiration for your design?

Bathroom design is always evolving. So based on my own experiences with different places different hotels different toilet Design. I noticed that one hotel that I have stayed they designed with a Japanese vibe mostly they are designed with wood to look more natural and it would make me feel like I am staying at my own home. Their design is really suited to the gold of the Stationary ware. It much more touches my feelings in are different way. It is not too much classic and it is not much modern. It would make you feel more warm and comfortable while you travel. There is my feeling that I still have even though it is two years already. Lastly, I want my guests would have the same feeling as mine while they travel.

- How does the design fulfill the need of the target users?

Considering the user who prefers to stay at 5 5-star hotels. This design is suitable with people who like to travel or spend more time enjoying the shower and bathtub. This design caters to all the user who needs more individual time or share it according to the user because the toilet and the basin are split up so they can be used at the same time. This design is more functional for groups of people who travel alone or family also can use.

- How does the design fulfill the design challenge?

The design fulfills the design challenge by designing a space that provides a comfortable space, sustainable, functional, aesthetic, and good solution for design. This bathroom is much more convenient for users because of the double lavabo at the basin area and also providing the natural light from the window to make the space brighter. Using the folding and sliding door system saves space and also divides space between the wet area and dry area. Using the technical by dropping the level by about 20mm with drainage at the shower area to avoid water coming out to the dry area. Using the material that is suitable for toilet design and also choosing the matching stationary ware from American standard to make this bathroom much more interesting and also gives the user more relaxing, luxurious feeling especially, gives the user the best memorial when they back home.

- How does the choice of products contribute to the purpose of the design?

The Products chosen for this project ensured the appropriateness and are really suited for homes away from Home, they are not only used for toilets but it more suitable for relaxing areas for use who stay far away from their home. In this design, I want to my design be recognized by the users and I should give them good memories, enjoyment, and comfort. In my vision I want all the guest who stays at the hotel that use products from American Standards get know clearly about these products and when they go back to their home they will start to think of using these comfortable products.

as:da

american
standard
design
award

asia
pacific
2024

Let your ideas
change the way we
perceive hospitality
bathroom spaces

American Standard

